
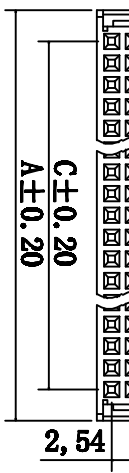
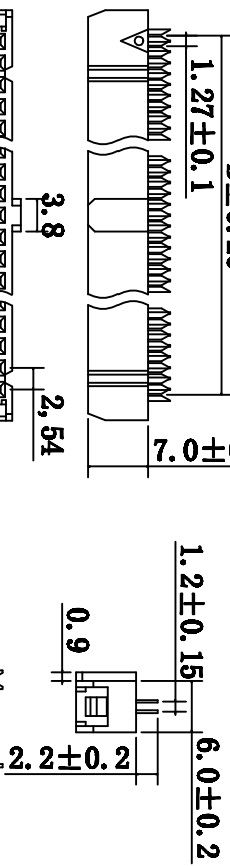
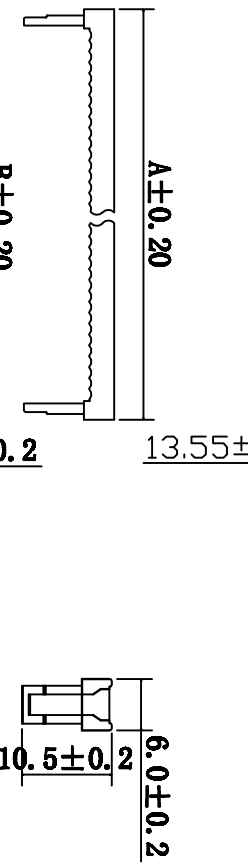
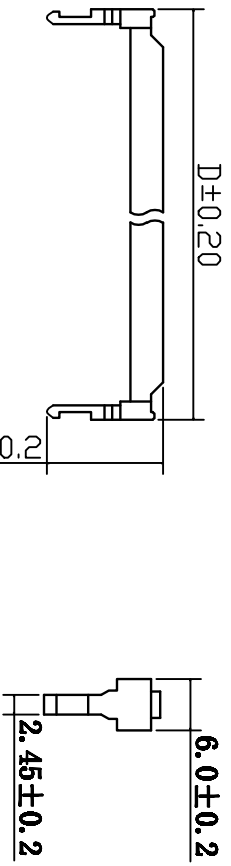


G	1	2	3	4	5	6	7	8	9
F	1	2	3	4	5	6	7	8	9
E	1	2	3	4	5	6	7	8	9
D	1	2	3	4	5	6	7	8	9
C	1	2	3	4	5	6	7	8	9
B	1	2	3	4	5	6	7	8	9
A	1	2	3	4	5	6	7	8	9



慈溪慈惠电子元件厂

Cixi CiHui Electronic Components Factory

UNLESS OTHERWISE SPECIFIED TOLERANCE

X	: ±0.3	X*	: ±5°
X.X	: ±0.2	X.X*	: ±1°
X.XX	: ±0.2	X.XX*	: ±0.5°

DRAWN NAME: CH-254-IDC-XK-A-B

SIZE	A4	SCALE	N:1	PRODUCT	
REV	A	UNIT	mm	PROJECT	
CHECKED		DATE		PAGE	1/1

CHECKED	LTD	DATE	05/28	CHECKED		DATE	/
---------	-----	------	-------	---------	--	------	---

SPECIFICATIONS

Current Rating: 3Amps
 Insulation Resistance: 1000MΩ min
 Withstanding Voltage: 1000VAC
 Contact Resistance: 20mΩ max
 Operating Temperature: -40° C to +105° C
 Standard: PBT
 Contact Material: Brass
 Contact Plating: Au or Sn Over Ni
 Max. Processing Temp: 180° C for 30-60second
 (200° C for 10second)

Code Description

- CH-254-IDC-XK-A-B
 (1) Pin Spacing: 254=2.54mm
 (2) Product Name: BK=Box Header
 (3) No. of Pins Per Row: 6-64
 (4) Insulator Material Option:
 A=BK-PBT; B=BK-PA6T; C=BK-PA46; D=BK-ICP; S=Special
 (5) B=Black, W=White, G=Grey, Y=Yellow

Pos.	Dim. A	Dim. B	Dim. C	Dim. D
6	12.32	6.35	5.08	12.12
8	14.86	8.89	7.62	14.66
10	17.40	11.43	10.16	17.20
12	19.94	13.97	12.70	19.74
14	22.48	16.51	15.24	22.28
16	25.02	19.05	17.78	24.82
18	27.56	21.59	20.32	27.36
20	30.10	24.13	22.86	29.90
22	32.64	26.67	25.40	32.44
24	35.18	29.21	27.94	34.98
26	37.72	31.75	30.48	37.52
30	42.80	36.83	35.56	42.80
34	47.88	41.91	40.64	47.68
36	50.42	44.45	43.18	50.22
40	55.50	49.53	48.26	55.60
44	60.58	54.61	53.34	60.38
50	68.20	62.23	60.96	68.40
60	80.90	74.93	73.66	80.70
64	85.98	80.01	78.74	85.78