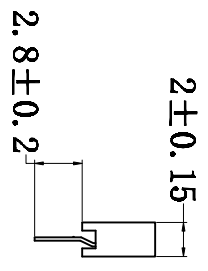
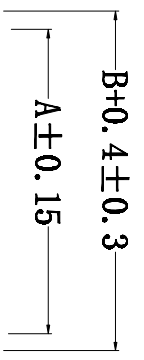
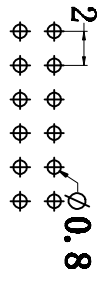
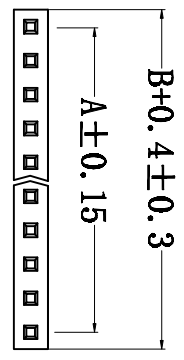
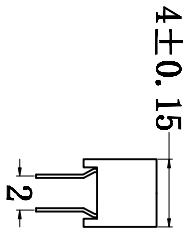
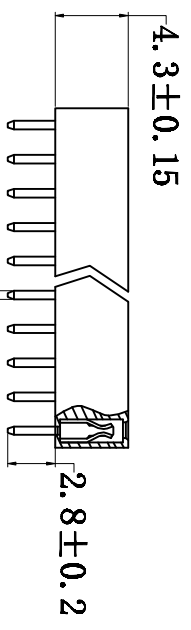
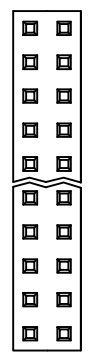


1 2 3 4 5 6 7 8 9



TYPE 1



TYPE 2

0.5\*0.2 SQ

**SPECIFICATIONS**  
 Current Rating: 3Amps  
 Insulation Resistance: 1000MΩ min  
 Withstanding Voltage: 1000VAC  
 Contact Resistance: 20mΩ max  
 Operating Temperature: -40° C to +105° C  
 Standard: PBT  
 Contact Material: Brass  
 Contact Plating: Au or Sn Over Ni  
 Max. Processing Temp: 180°C for 30-60second  
 (200°C for 10second)

**Code Description**  
**CH-200-FH-1-XY-43-S-U-XXY-A**  
 (1) Pin Spacing: 200=2.00mm  
 (2) Product Name: FH=Female Header  
 (3) No. of Rows: 1=Single 2=Dual Row  
 (4) No. of Pins Per Row: 3-40  
 (5) Insulator Material Height: 43=4.3mm; 63S=6.35mm  
 (6) Contact Type: S=Straight; R=Right/Angle; H=SMT  
 (7) Terminal Type: U=U Type, Y=Y Type  
 (8) Contact Plating: SN=Tin; XXY=12Y, 14Y, 18Y, 20Y, 25Y, 30Y, 35Y; SO=Gold Flash/Tin  
 (9) Insulator Material Option: A=BK-PBT; B=BK-PA6T; C=BK-P446; D=BK-LCP; S=Special

# 慈溪慈惠电子元件厂

## Cixi CiHui Electronic Components Factory

UNLESS OTHERWISE SPECIFIED TOLERANCE

X : ±0.3 X° : ±5°  
 X . X : ±0.2 X X° : ±1°  
 X . XX : ±0.2 X XX° : ±0.5°

DRAWN NAME: CH-200-FH-1-XY-43-S-U-XXY-A

SIZE	A4	SCALE	N:1	PRODUCT	
REV	A	UNIT	mm	PROJECT	Φ
				PAGE	1/1

CHECKED LUD SANG HUI DATE 05/28 CHECKED DATE /

No. of	DIN. A	DIN. B	No. of	DIN. A	DIN. B	No. of	DIN. A	DIN. B	No. of	DIN. A	DIN. B
1	0.00	2.00	11	20.00	22.00	21	40.00	42.00	31	60.00	62.00
2	2.00	4.00	12	22.00	24.00	22	42.00	44.00	32	62.00	64.00
3	4.00	6.00	13	24.00	26.00	23	44.00	46.00	33	64.00	66.00
4	6.00	8.00	14	26.00	28.00	24	46.00	48.00	34	66.00	68.00
5	8.00	10.00	15	28.00	30.00	25	48.00	50.00	35	68.00	70.00
6	10.00	12.00	16	30.00	32.00	26	50.00	52.00	36	70.00	72.00
7	12.00	14.00	17	32.00	34.00	27	52.00	54.00	37	72.00	74.00
8	14.00	16.00	18	34.00	36.00	28	54.00	56.00	38	74.00	76.00
9	16.00	18.00	19	36.00	38.00	29	56.00	58.00	39	76.00	78.00
10	18.00	20.00	20	38.00	40.00	30	58.00	60.00	40	78.00	80.00